

THERE IS A GOOD COLOR TWO VIEW IN K. MUISSON'S "FIGHTERS 1914-19 ON PAGE 29 SPARS AND TIP BRACES ARE OPTIONAL FOR A DAPED, DOUBLE COVERED STRUCTURE

MAKE DUMMY ENGINE FROM SCRAP Balsa EXHAUSTS FROM 1/16 DIA. ALUMINUM TUBE

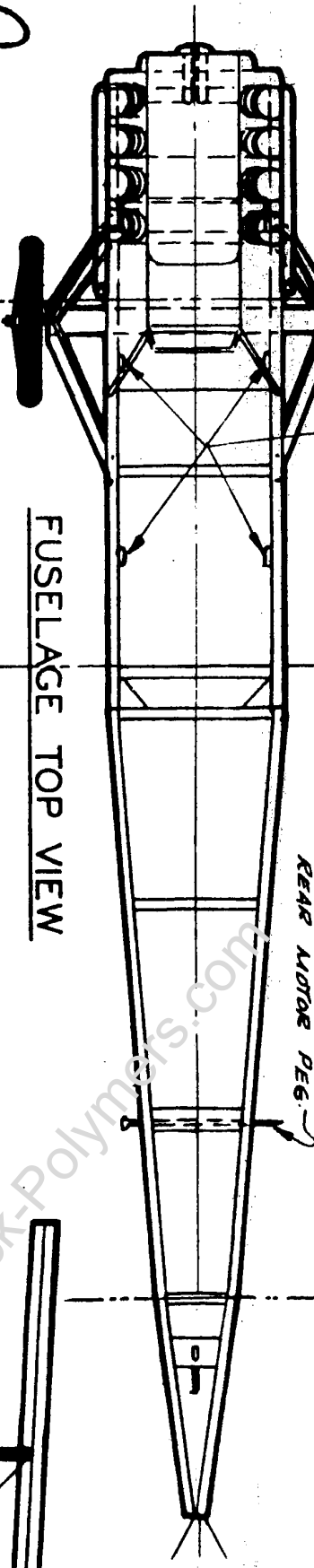
1/16 SQUARE TRAILING EDGES

CABANE STRUTS INSIDE OF AND DOWN TO BOTTOM LONGERONS

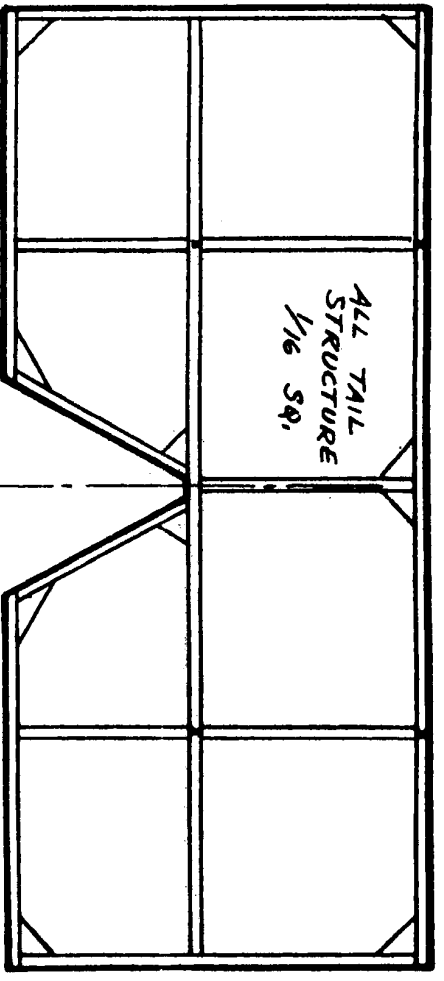
WING

ALL TRIANGULAR GUSSETS ARE CUT FROM 1/16 TH SHEET

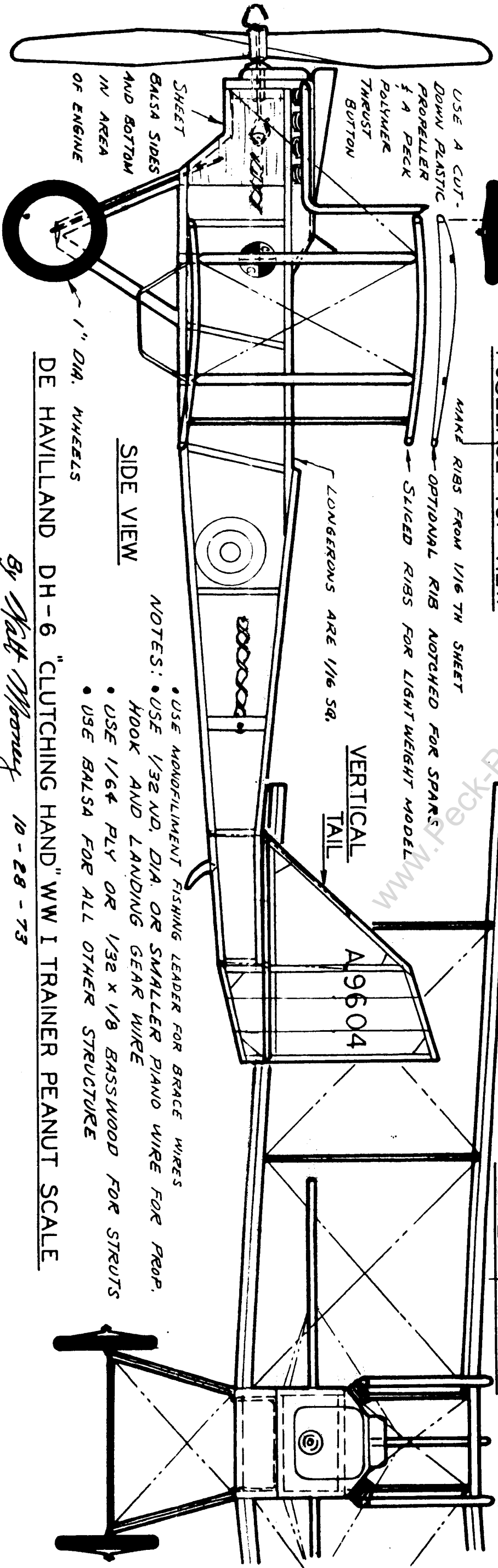
USE PIN OR DOWEL FOR REAR MOTOR PEG.



FUSELAGE TOP VIEW



HORIZONTAL TAIL



SIDE VIEW

VERTICAL TAIL

USE A CUT-DOWN PLASTIC PROPELLER & A BECK POLYMER THRUST BUTTON

SHEET Balsa SIDES AND BOTTOM IN AREA OF ENGINE

1" DIA. WHEELS

- NOTES:
- USE MONOFILAMENT FISHING LEADER FOR BRACE WIRES
 - USE 1/32 IN. DIA. OR SMALLER PLANO WIRE FOR PROP. HOOK AND LANDING GEAR WIRE
 - USE 1/64 PLY OR 1/32 x 1/8 BASSWOOD FOR STRUTS
 - USE Balsa FOR ALL OTHER STRUCTURE

DE HAVILLAND DH-6 "CLUTCHING HAND" WW I TRAINER PEANUT SCALE

By Walt Mornay 10-28-73